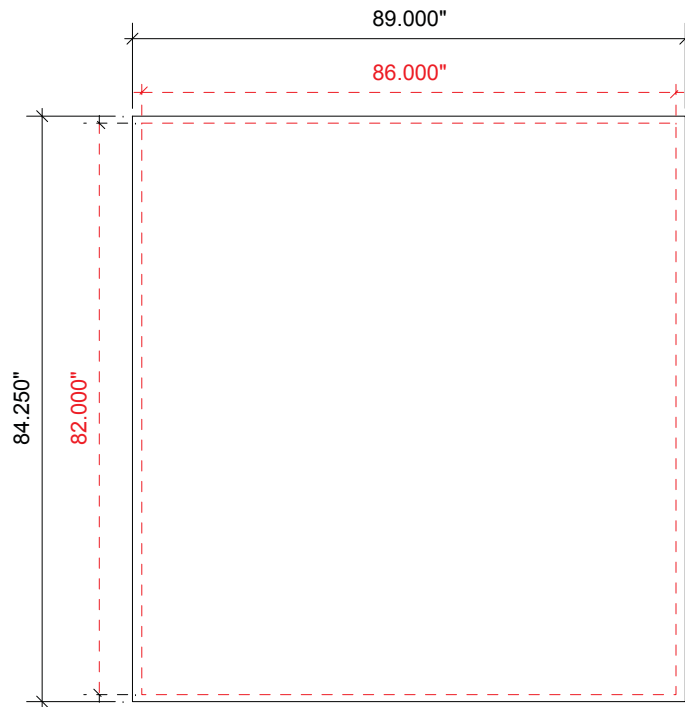



Product Name: Miracle
Process: Colossus 8-Color
Material: Poly Knit 9
Effective Date: 07/31/2014



Finished Size: 89"w x 84.25"h
 Live Area: 86"w x 82"h
 Add 1.125" bleed on top and bottom of graphic
 Add 1.5" bleed on left and right side of graphic
 1/2" Hook Velcro to be sewn into all 4 front sides.



Finished Size: 24.5"w x 84.25"h
 Live Area: 21"w x 82"h
 Add 1.125" bleed on top and bottom of graphic
 Add 1.75" bleed on left and right side of graphic
 1/2" Hook Velcro to be sewn into all 4 front sides.



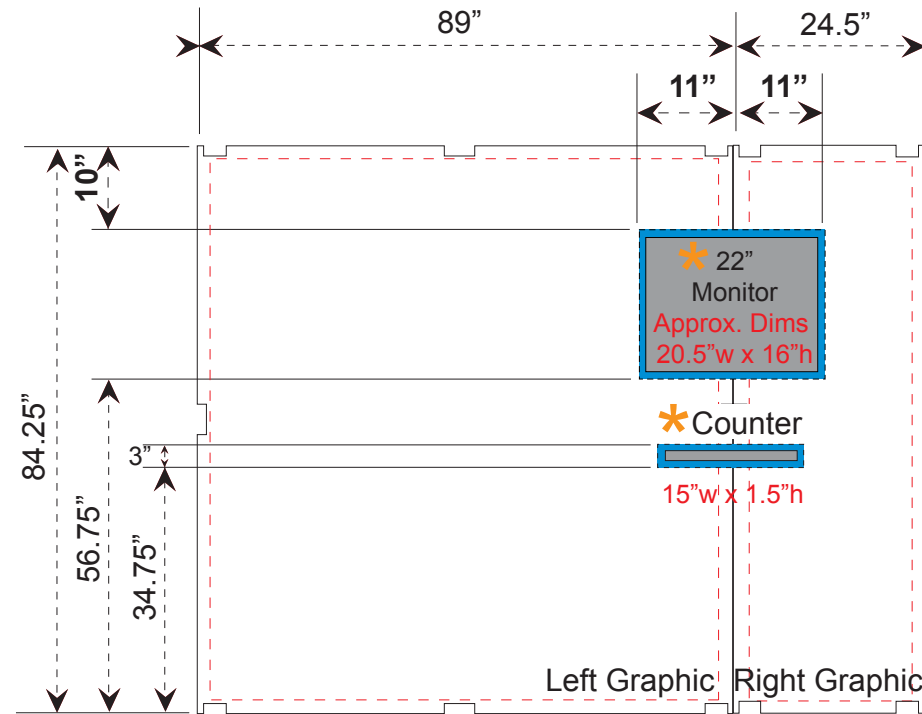
Finished Size: 73.48"w x 10.719"h
 Live Area: 71.98"w x 9.227"h
 Add 3/4" bleed on all sides

NOTE: Graphic files must be @ 150 dpi Finished Size.

DO NOT send Flattened Files. Production can not manipulate the content, proportion or color of these files.

NOTE: These dimensions are for graphic layout purposes. Graphic needs to be notched and test fitted to Magellan Miracle frame.

Product Name: Miracle
Process: Colossus 8-Color
Material: Poly Knit 9
Effective Date: 7/31/2014



Blue Area indicates 3/4" bleed area around the counter and the monitor

* Note: When adding Monitors and Counters to the Magellan Miracle unit, portions of the graphic will be covered. Please design graphic layout according to suggested locations.

NOTE: Graphic files must be @ 150 dpi Finished Size.
DO NOT send Flattened Files. Production can not manipulate the content, proportion or color of these files.

NOTE: These dimensions are for graphic layout purposes.
Graphic needs to be cut and test fitted to Magellan Miracle frame.